



National Marine Manufacturers Association

nmma.org

# ECONOMIC SIGNIFICANCE OF RECREATIONAL BOATING IN OHIO

## CONGRESSIONAL DISTRICT 7

Number of Recreational Boats*	<b>26,343</b>
Recreational Boating Industry Businesses	<b>36</b>
Total Jobs	<b>2,210</b>
Annual Recreational Boating-Related Spending	<b>\$118.1</b> MILLION



### RECREATIONAL BOATS IN OH-7

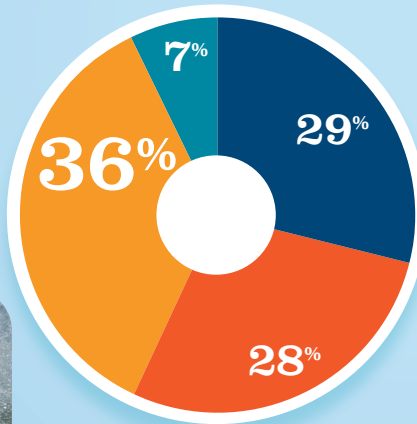
<b>TOTAL BOATS*</b>	<b>▶ 26,343</b>
<b>REGISTERED BOATS</b>	<b>26,343</b>
Power boats	23,027
PWCs	2,721
Sailboats	587
Other Boats	8
<b>HOUSEHOLDS PER BOAT</b>	<b>10.5</b>



\* Total boats are registered boats as reported by states to the USCG.

### RECREATIONAL BOATING CREATES JOBS IN OH-7

<b>TOTAL BOATING JOBS</b>	<b>▶ 437</b>
Boat Building	-
Motor / Engine Mfgr.	29
Accessory / Supplies Mfgr.	160
Dealers / Wholesalers	122
Boat Services	126

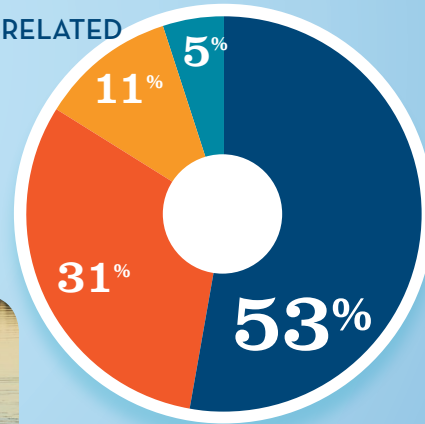


BOAT BUILDING †  
MOTOR/ENG. MFR.  
ACC./SUPPLIES MFR.  
DLRS/WHOLESALE  
BOAT SERVICES  
† 0%



### RECREATIONAL BOATING-RELATED BUSINESSES IN OH-7

<b>TOTAL BUSINESSES</b>	<b>▶ 36</b>
Boat Building	-
Motor / Engine Mfgr.	2
Accessory / Supplies Mfgr.	4
Dealers / Wholesalers	11
Boat Services	19

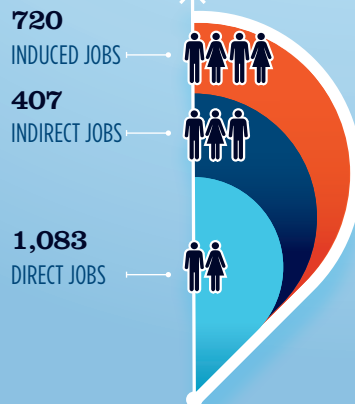


BOAT BUILDING †  
MOTOR/ENG. MFR.  
ACC./SUPPLIES MFR.  
DLRS/WHOLESALE  
BOAT SERVICES  
† 0%



### ESTIMATED JOBS IMPACT OF RECREATIONAL BOATING-RELATED SPENDING IN OH-7

<b>EST. TOTAL JOBS</b>	<b>▶ 2,210</b>
<b>EST. TOTAL LABOR INCOME</b>	<b>▶ \$91.4</b> MILLIONS
Est. Direct Income	\$37.2
Est. Indirect Income	\$22.7
Est. Induced Income	\$31.5



### RECREATIONAL BOATING INDUSTRY SALES IN OH-7

Boat Building	\$0.0	<b>\$0.0</b> MILLION
Motor / Engine Mfgr.	\$17.1	
Accessory / Supplies Mfgr.	\$37.4	<b>\$17.1</b> MILLION
<b>TOTAL MFR. SALES</b>	<b>▶ \$54.5</b>	
Dealers / Wholesalers	\$57.5	<b>\$37.4</b> MILLION
Boat Services	\$44.2	<b>\$57.5</b> MILLION
<b>TOTAL RETAIL &amp; SERVICES SALES</b>	<b>▶ \$101.7</b>	<b>\$44.2</b> MILLION

BOAT BUILDING  
MOTOR/ENG. MFR.  
ACC./SUPPLIES MFR.  
DLRS/WHOLESALE  
BOAT SERVICES